

**RUSH
WITT &
WILSON**



**4 Loxwood Close, Bexhill-On-Sea, East Sussex TN39 4LX
£550,000 Freehold**

An extremely well presented and recently renovated three bedroom detached bungalow, situated in this very popular Little Common location, within close proximity to Little Common village offering a wide range of amenities. Offering bright and spacious accommodation throughout, the property comprises entrance hall, living room, stunning kitchen/dining room, three double bedrooms and a beautiful shower room. Other internal benefits include gas central heating to radiators, double glazed windows and doors throughout. Externally the property boasts driveway providing off road parking, garage and extensive wrap around private gardens. Viewings come highly recommended by Rush Witt & Wilson Bexhill.



Entrance Hall

Obscure glass panelled entrance door, additional obscure double glazed window to the front, radiator, access to loft space, doors off to the following:

Living Room

11'5 x 11'2 (3.48m x 3.40m)
Double glazed window to the side elevation, radiator.

Kitchen/Dining Room

19'8 x 15'11 (5.99m x 4.85m)
A stunning newly fitted kitchen with a range of matching wall and base level units with straight edge quartz worktop surfaces, double butler sink with mixer tap, integral electric oven and grill, induction electric hob, space for freestanding American style fridge/freezer, integral washing machine, integral dishwasher, stunning island with breakfast bar, two double radiators, dual aspect with double glazed windows to the front and side elevations, additional double glazed glass panelled doors giving access onto the side garden.

Bedroom One

15'10 x 10'6 (4.83m x 3.20m)
Double glazed windows to the rear elevation, radiator.

Bedroom Two

14'11 x 7'11 (4.55m x 2.41m)
Double glazed window to the side elevation, radiator, built in wardrobe cupboards.

Bedroom Three

12'0 x 9'4 (3.66m x 2.84m)
Double glazed windows to the rear elevation, radaitor.

Shower Room

A modern suite comprising low level wc, wash hand basin with mixer tap, large walk in shower with chrome wall mounted shower controls, chrome shower attachment and chrome shower head, additional chrome rain effect shower head, chrome heated towel rail, tiled floor, two sets of obscure double glazed windows to the side elevation.

Outside

Front Garden

Driveway providing off road parking for a multiple vehicles, secured with picket fencing, an area of lawn leading to:

Side Garden

Laid with pebbles providing a low maintenance area of garden space, timber framed summerhouse.

Rear Garden

Mainly laid to lawn with patio border, enclosed to all sides with fencing providing privacy and seclusion.

Garage

Agents Note

Council Tax Band - D

Fixtures and fittings: A list of the fitted carpets, curtains, light fittings and other items fixed to the property which are included in the sale (or may be available by separate negotiation) will be provided by the Seller's Solicitors.

Important Notice:

1. Particulars: These particulars are not an offer or contract, nor part of one. You should not rely on statements by Rush, Witt & Wilson in the particulars or by word of mouth or in writing ("information") as being factually accurate about the property, its condition or its value. Neither Rush, Witt & Wilson nor any joint agent has any authority to make any representations about the property, and accordingly any information given is entirely without responsibility on the part of the agents, seller(s) or lessor(s).

2. Photos, Videos etc: The photographs, property videos and virtual viewings etc. show only certain parts of the property as they appeared at the time they were taken. Areas, measurements and distances given are approximate only.

3. Regulations etc: Any reference to alterations to, or use of, any part of the property does not mean that any necessary planning, building regulations or other consent has been obtained. A buyer or lessee must find out by inspection or in other ways that these matters have been properly dealt with and that all information is correct.

4. VAT: The VAT position relating to the property may change without notice.

5. To find out how we process Personal Data, please refer to our Group Privacy Statement and other notices at <https://rushwittwilson.co.uk/privacy-policy>

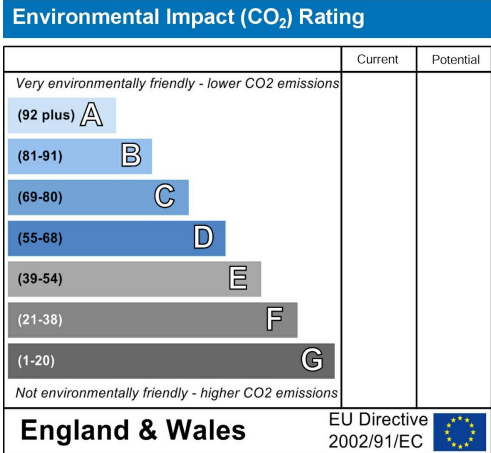
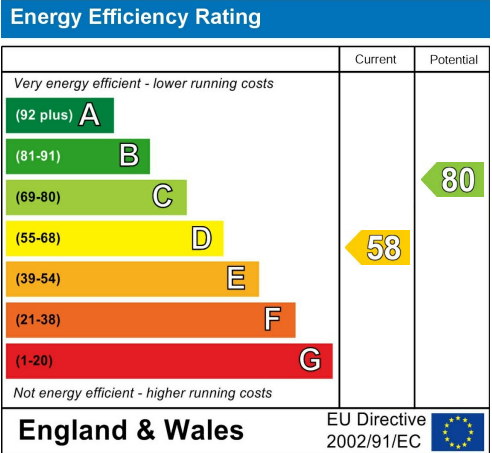
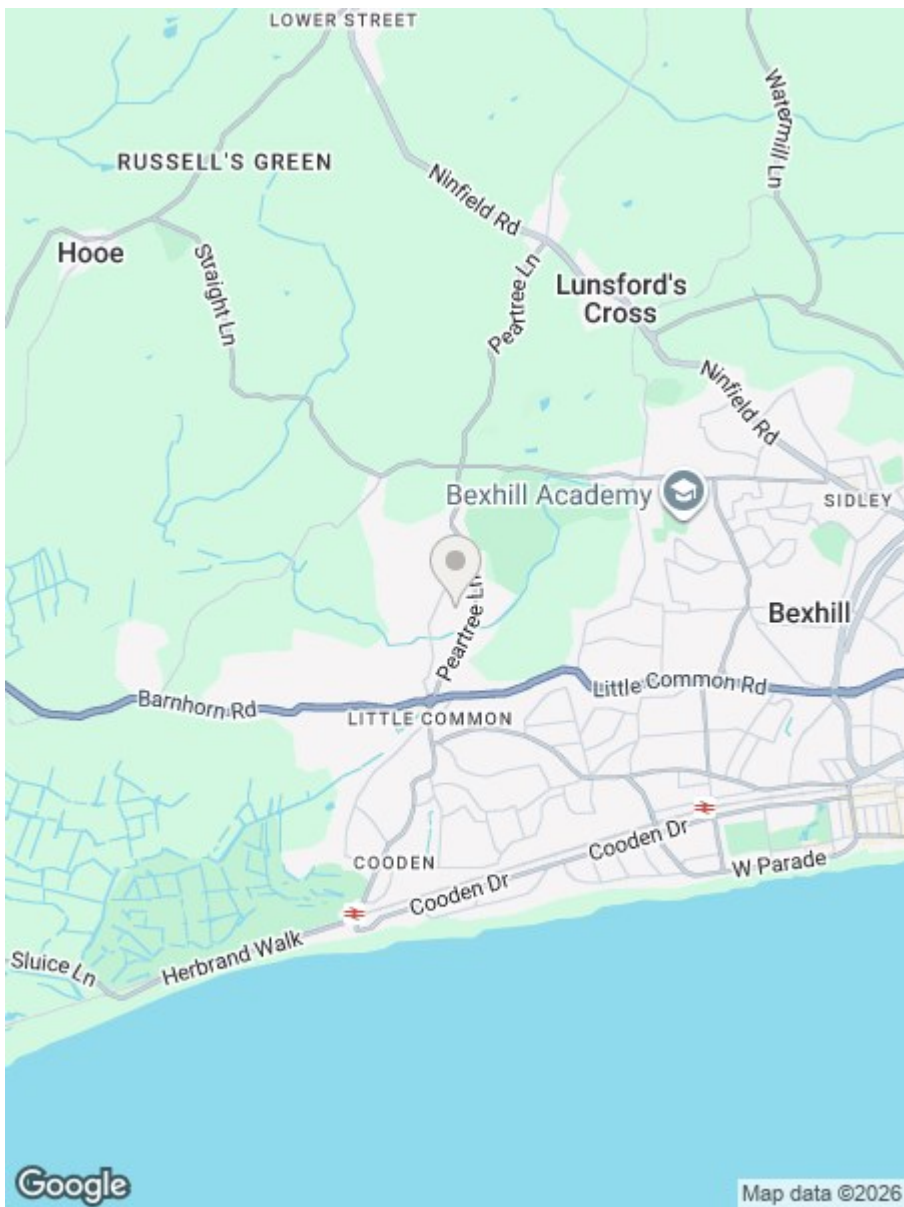




TOTAL FLOOR AREA : 1167 sq.ft. (108.4 sq.m.) approx.

Whilst every attempt has been made to ensure the accuracy of the floorplan contained here, measurements of doors, windows, rooms and any other items are approximate and no responsibility is taken for any error, omission or mis-statement. This plan is for illustrative purposes only and should be used as such by any prospective purchaser. The services, systems and appliances shown have not been tested and no guarantee as to their operability or efficiency can be given.

Made with Metropix ©2026



**RUSH
WITT &
WILSON**

**Residential Estate Agents
Lettings & Property Management**



**3 Devonshire Road
Bexhill-on-Sea
East Sussex
TN40 1AH
Tel: 01424 225588
bexhill@rushwittwilson.co.uk
www.rushwittwilson.co.uk**